

# Halton Region's Emergency Shelter Dashboard

## 2024 DASHBOARD

82

Single women provided  
emergency shelter



87

Families provided  
emergency shelter



93

Households moved into  
permanent housing



433

Single men provided  
emergency shelter

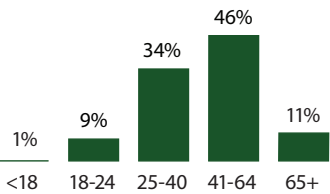


111

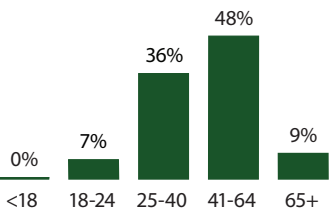
Single men moved into  
permanent housing



Age Range



Age Range



Average Age of Family Shelter  
Head of Household

44

Number of Children

111

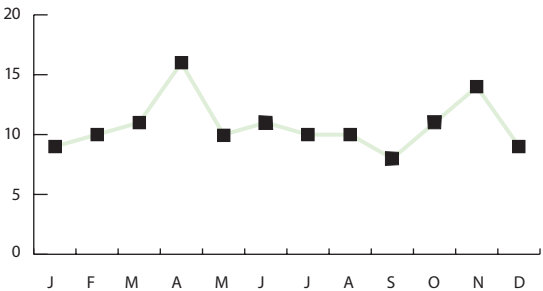
Average Age of Emergency  
Shelter Resident

45

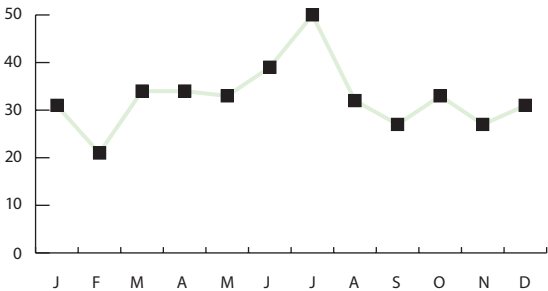
### Highlights

- Shelter admissions for single men increased by 24% from 2023 to 2024.
- 33% of all households (196) accessing emergency shelter were served through hotel overflow.
- The average number of nights spent in shelter for families decreased by approximately 15 days from 2023 to 2024.

Family Shelter – Shelter Admission Volume



Emergency Shelter – Shelter Admission Volume



Percentages rounded

# Halton Region's Housing Stability Fund

## 2024 DASHBOARD

656

Secured permanent housing



513

Evictions prevented



109

Utility disconnections prevented



503

Beds and furniture secured



453

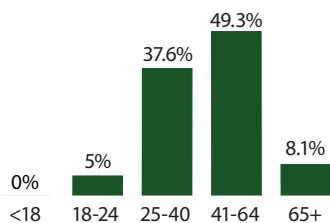
Assisted moving and storage



Average age of client

44

Age Range



Gender

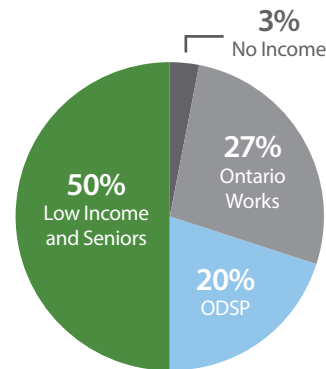


61.7%



37.3%

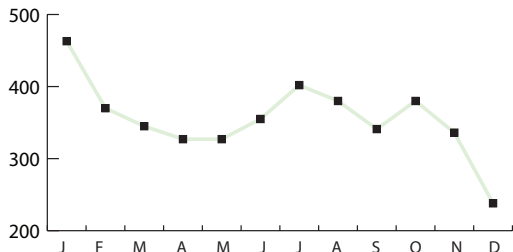
Source of income



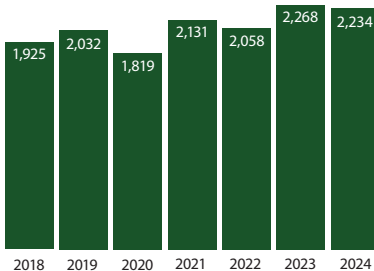
### Highlights

- The number of households who secured permanent housing with assistance from HSF increased by 12% from 2023 to 2024.
- 92% of clients contacted at the 6-month follow up retained stable housing.
- HSF was among the first services digitized through the digital strategy in October 2024.

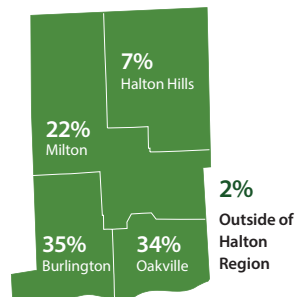
HSF Application Volume



Total Households Supported



HSF Application Calls By Local Municipality



SCS-2531707

halton.ca ☎ 311

Percentages rounded



# Halton Region's Point in Time Count

## 2024 Dashboard

**343**

Households  
experiencing  
homelessness

Staying in:

**137**

Transitional  
housing

**121**

Shelter

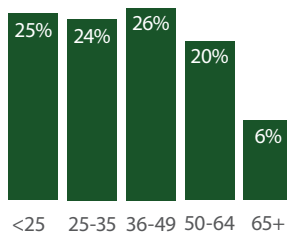
**24**

Couch Surfing

**61**

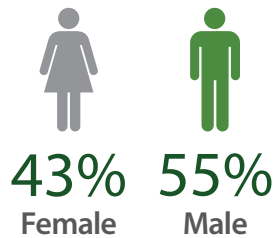
Public or Undisclosed

### Age Range



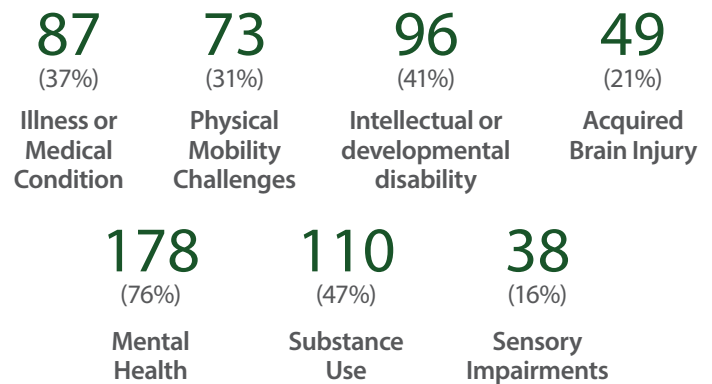
- 34% self-identified as a visible minority.
- 11% self-identified as LGBTQ2S+.
- 8% self-identified as a refugee or asylum claimant.

### Demographics



2% of respondents  
did not identify as  
cis-gender

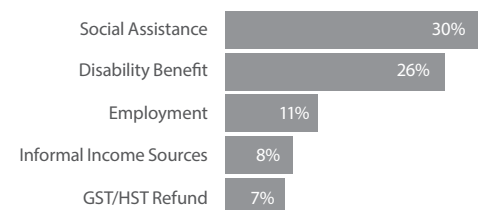
People experiencing homelessness in Halton reported facing the following health issues:



### Highlights

- 84 individuals (35% of respondents) reported their most recent housing loss to be related to an eviction.
- Percentage of unsheltered homelessness increased from 2% in 2021 to 18% in 2024.
- 84% of respondents reported low incomes as a barrier to finding housing. 77% cited high rents as a barrier.

### Top 5 Sources of Income



### Top Reasons for Housing Loss

